

# Bobby Lee

## 1.0 GAMEPLAY

The game is divided into four **Years**, 1861-64, but can extend into 1865 or later. Each year is divided into four **Quarters**, *Spring, Summer, Autumn, and Winter*. Each Quarter consists of a varying number of alternating **Player Turns**, followed by a simultaneous **Supply Turn**.

### 1.1 PLAYER INITIATIVE

Players "bid" to determine who has the Initiative (first turn) in a Quarter. Each player sets a die on the mapboard, hidden by his hand, showing the number of Leaders he will activate on the first Player Turn.

The higher bid wins the initiative and that player must activate the **exact** number of Leaders bid (no more and no less). The **CSA** has the initiative in case of tie bids. If both players bid "zero" (a "6" on the die), two Pass turns have been bid and the Quarter ends immediately.

**IMPORTANT:** *The losing bidder is not required to follow his losing bid.*

### 1.2 PLAYER TURN

Each Player Turn starts by activating one or more Leaders. These units command the movement of any units within their rated Command Range of  $\emptyset$ , 1, or 2 hexes.

Each time a Leader is activated it loses one (1) step which limits how much action is possible in any Quarter before an army must rest and rebuild.

**PASS TURN:** *Players can "Pass" a turn by activating no Leaders. They can Pass one turn, and still play a normal Player Turn later. However, two consecutive Pass turns (one by each player) ends the current Quarter.*

### 1.21 Movement Phase

Units within Command Range of an active Leader can move 1 to 3 hexes, depending on their Speed, terrain entered, and the current Season. Active Leaders are then reduced one step, returned to upright mode, and moved according to their own speed. Forced marches (if any) are now resolved. All movement must be completed before starting the Battle Phase.

### 1.22 Battle Phase

Battles result when the Active player ("Attacker") moves units into enemy occupied hexes. If **either** player has only one or two units to start the battle, a **SKIRMISH** is fought. Otherwise, the Defender deploys his units on a Battle Board into three (3) Positions and an optional Reserve, then the Attacker does the same. The battle is fought to a conclusion with a series of **alternating** Battle Turns, Attacker first. Each Battle Turn has four segments:

- **Retreat:** any/all units to adjacent hexes if desired.
- **Morale:** check for all strength 1, **engaged** units. Some of them might flee.
- **Combat:** move OR fire units in any sequence to gain any advantage. Units that move may not fire, and vice-versa. *Exception: Outflank, 6.5.*
- **Reinforce** from adjacent hexes. Small battles may develop into large battles that last for several days.

Each day is separated by a **Night** turn that enables players to retreat more easily, or reinforce and re-deploy for another day of battle. Extra days of battle require the expenditure of Leader steps.


Several battles in different locations often occur at the same time. These are fought, one by one, in any sequence chosen by the Active Player, except all **SKIRMISHES** (6.1) must be resolved **before** any battles.

### 1.3 SUPPLY TURN

A Quarter ends when two **consecutive** "passes" are made. A Supply Turn is then played. See 9.0.

The Supply Turn is **simultaneous**, but if a conflict arises as to who performs any action last, the **CSA** player has this right.

Each new Quarter then begins with an initiative bid to determine 1st Player.



## GAME EQUIPMENT

- Mapboard
- Battle Maps (1)
- Wood Blocks (96) & Labels
- Order of Battle Cards (2)
- Dice: 2 blue and 2 gray.
- These rules

## CREDITS

**Designer:** Tom Dalglish

**Contributors:** Mark Adams  
Grant Dalglish  
Paul Hendricks  
Stan Hilinski  
Mark Kwasny  
John Longstreet  
Matt Looby  
Gary Selkirk

**Cover:** Eric Hotz

**Map & Labels:** Tom Dalglish  
Generals by  
Karim Chakroun



Columbia Games, Inc  
POB 1600, Blaine  
WA 98231 USA  
360/366-2228  
800/636-3631 (toll free)

For game updates and discussion,  
see: [www.columbiagames.com](http://www.columbiagames.com)

# Bobby Lee

## 2.0 THE MAPBOARD

The mapboard covers most of the state of VIRGINIA, plus adjacent parts of MARYLAND, PENNSYLVANIA, & WEST VIRGINIA. A hexagonal grid determines the location and movement of forces.

Except for Ft. Monroe (SE corner of map) and West Virginia (2.71) all territory south of the Potomac River is friendly to the CSA. Territory north of the Potomac is friendly to the USA.

## 2.1 HEXES

The mapboard is divided into hexagons (called hexes) to determine the location and movement of units. Partial and coastal hexes are playable.

## 2.2 TERRAIN

Map features affecting play include rivers, forests, mountain gaps, marshes, towns, ports, and railroads. Some types apply to **Hexes**, some to **Hexsides**, some to both. A hex or hexside may contain two or more terrain types; the most **restrictive** terrain always applies. For coastal hexes, only land terrain is considered.

See **TERRAIN EFFECTS** table on the back cover for movement and combat effects.



**CLEAR:** cleared fields of crops and pasture separated by light woods.



**FOREST:** Units must **stop** when they enter a **vacant** forest hex, but can move **through** if the hex was **friendly-occupied** at the **start** of this Player Turn. Forest affects battles (6.66).



**MARSH:** There are no Marsh hexes, only Marsh hexsides. Units must **stop** after crossing a Marsh hexside.



**GAP:** Mountain hexsides are impassable except where a Gap (pass) is named.



**RIVER:** All river hexsides are **impassable** except where a marsh, bridge or ford exists, or a temporary Pontoon Bridge (5.41) is built.



**SEAS:** The most upstream port on a river is called "Head of Navigation." These ports are named in 8.2. Movement across rivers or between friendly ports **downstream of** the Head of Navigation requires a **Sea Move**. Players can also **Sea Attack** into vacant or occupied enemy ports. Non-port hexes are considered unsuitable for sea attacks.

## 2.21 Hexside Limits

When **NOT** attacking, units ignore Hexside Limits. **Attack** Limits control the number of units which can **start** battles via that hexside. The **Reinforce** Limit controls the number of units that can reinforce a battle across a hexside per Battle Turn. The **Retreat** Limit is the same as the Attack Limit. Both Reinforce and Retreat limits are **doubled** during a **Night Turn** (6.81).

River hexsides (with no crossing) and Mountain hexsides (with no Gap) are **impassable**. Supply Lines (9.2) and Command Range (5.12) cannot be traced through impassable hexes or hexsides.

Hexside limits are reduced in Mud, sometimes to zero, which means Gaps and Marshes become impassable for reinforcements.

## 2.3 TOWNS



Towns that contain a **number** are **major** towns that provide Victory and Replacement benefits to a player controlling their hex. The number is a Victory Point value if held by the **enemy** player. New units are deployed in Rail Entry hexes, or in friendly **supplied major** towns within **Home Territory**.

## 2.31 Fortresses



Five towns, *Alexandria, Baltimore, Petersburg, Richmond, and Washington, plus Fort Monroe* are fortified. They provide extra defensive benefits (6.65) to defending units.

## 2.32 Ports



Coastal and river settlements with an anchor symbol are **Ports**. Some ports are towns, some only smaller settlements with no VP value. Control of these ports enables Sea Movement (8.3) and Sea Supply (9.2). FORT MONROE and BALTIMORE are **Major** ports.

## 2.4 RAILROADS



The Virginia and Maryland rail net was sparse in 1861, especially in the **Tidelands** region north and east of Richmond. This rich farming area almost sat out the war because a lack of railroads discouraged mounting operations there. Units can move by rail with Strategic Movement (5.4) and rail supply is traced along controlled railroads (7.1).

## 2.5 SUPPLY HEXES



Supply hexes are map edge rail hexes marked with Red (CSA) or Blue (USA) supply symbols to indicate original ownership. These hexes are supply sources for rail supply. One new unit may appear per friendly Supply hex each Supply Turn.

## 2.6 ROADS

The few paved (macadamized) roads that existed in 1861 are shown as **brown** lines on the map. Units starting, moving, and ending a move on roads add one (+1) to Speed. Roads also function like a railroad for **supply**, but do **not** allow Rail Movement.

**Valley Pike:** connects Staunton with Martinsburg. It allows faster movement and connects with Rail Supply in the Shenandoah Valley. The road can be used by both players.

**National Road:** connects Baltimore with Cumberland and westward to Ohio. The CSA can use this road for faster movement, but not for supply; the USA can do both.

## 2.7 HEX CONTROL

Control of Ports and Rail Lines is important for Supply. Control of towns also affects Victory Points. Control is determined by the location of units at the **end** of the MOVEMENT Phase, after **each** battle or skirmish ends, and during the SUPPLY TURN. Prior occupation and/or movement **through** an enemy hex, does not affect hex control.

**EXAMPLE:** the USA must have at least one unit in Winchester at the end of their Movement Phase to keep control. If they vacate the hex, control reverts back to the CSA, who then regain 1VP.

## 2.71 HOME TERRITORY

In general, all hexes north of the **Potomac** are Home Territory to the USA, and those south of the Potomac to the CSA player.

**EXCEPTIONS:** Ft. Monroe and "West Virginia" (all hexes on both sides of the South Branch of the Potomac River except Brandywine, and hexes to the west of the river) are friendly to the USA. The B&O rail hexes from Cumberland to Harper's Ferry are also USA "territory". The relevant hexes all contain a blue settlement.

**ENEMY Territory** is Home Territory for the enemy player.

## 2.72 FRIENDLY HEX

A hex is **friendly** when it is occupied by one or more of your units, or is a **vacant** hex in **Home Territory**.

# Bobby Lee

## 3.0 THE UNITS

### 3.1 NATIONALITY

Wooden blocks, called **units**, represent USA (blue) and CSA (gray) forces. A die-cut, adhesive label identifying units must be attached to each block. USA units are blue with blue labels. CSA units are gray with butternut labels.

### 3.2 FOG OF WAR

Units stand upright, labels facing the owning player. This prevents players from observing enemy unit types and strengths until revealed in combat.

### 3.3 UNIT STRENGTH

The current strength of a unit is the number on its top edge when standing upright. Strength determines how many six-sided dice (d6) are rolled in combat. For example, a unit at strength 3, rolls 3d6.

### 3.4 STEP REDUCTION

For each hit taken in combat, strength is reduced by rotating the unit 90 degrees counter-clockwise. The diagram below shows the same unit at strength 3-2-1.



### 3.5 UNIT ATTRIBUTES

A unit's type determines its Speed and Firepower. See: **UNIT DATA** chart (back cover).

#### 3.51 Speed

Speed is the number of hexes a unit can move per Player Turn. Add one (+1) to Speed with a **Forced March (5.31)**, but the unit is then subject to attrition from stragglers.

#### 3.52 Firepower

Firepower is indicated by the letter "F" and a number, such as F1 or F3. The number is the **maximum** roll that scores a hit in combat.

**EXAMPLE:** a unit rated F1 scores a hit for each "1" rolled, but a unit rated F2 scores a hit for each 1 or 2 rolled.

Note that Artillery have two firepowers, F1 for long-range fire and F3 for short range fire.

### 3.6 UNIT TYPES

Five main types of units are found in the game: **Leaders**, **Infantry**, **Garrisons**, **Cavalry**, and **Artillery**. Unit types are identified by the symbols in label centers. Each side has three green **entrenchment** labels for blue and gray blocks. There are also four brown labels for the common red blocks.

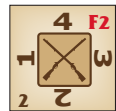
#### 3.61 Leaders



Leaders represent army level headquarters of command and logistics. Some Leaders are 4-step, some 3-step, some 2-step. The yellow number (bottom right) is their command range. For details on leaders, see 5.1.

Each side also has one **Supreme Leader** with special abilities (5.4), namely **LINCOLN** for the USA and **DAVIS** for the CSA.

#### 3.62 Infantry



Units with crossed muskets. Each **step** is one brigade of 3,000 to 4,000 men. CSA infantry can build to 4-step, USA to 3-step. Both have F2 firepower.

#### 3.63 Garrisons



Low quality troops used mainly on defense. Garrisons have F1 firepower and Move 1. USA garrisons build to 4-step, CSA to 3-step.

#### 3.64 Cavalry



Units with crossed sabres and yellow centers. Each **step** is roughly 800-1,200 troopers. They are excellent for screening and raiding, but move like infantry in battle, and only have F1 in combat. CSA build to 3-step, USA to 2-step.

#### 3.65 Artillery



Units with crossed gun-barrels and red centers. They represent about 24 guns per step. Artillery have two fire ranges, F1 Long and F3 Short. USA artillery build to 4-step, CSA to 3-step.

#### 3.66 Entrenchments



Both sides have three (3) blocks that mark entrenched positions in battles. One entrenchment is added to the mix each year starting in 1862 to reflect the gradual escalation of entrenchments. See 6.9.

### The Units

Each step of infantry equals one brigade of 3,000-4,000 men. A full strength division (on paper) contained three brigades of 4,000 for a total of 12,000 men. In practice, however, few divisions exceeded 9,000, and later in the war most were lucky to muster 6,000 men.

The CSA tended to have larger divisions of four or five brigades.

### Shenandoah Valley

The scene of Stonewall Jackson's famous Valley Campaign of 1862, this fertile valley runs between the Allegheny and Blue Ridge mountains from Staunton north to Harpers Ferry. The Valley provided significant foodstuffs for the Confederacy, and an easy route to invade the North, screened from Union observation by the Blue Ridge Mountains. For the Union it was less useful, since moving up the Valley (toward Staunton) led them further and further away from Richmond.

### The Wilderness

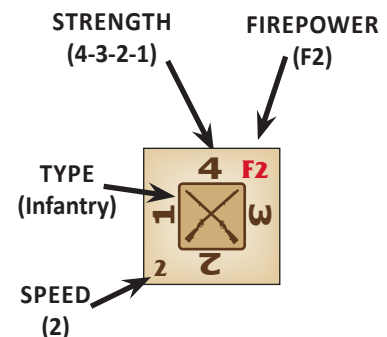
Much of Virginia was wooded in 1861; forests are shown only where large, dense tracts existed, such as the Wilderness. Maneuver was difficult there because of dense undergrowth and roads were few and primitive. Vicious battles were fought here in 1863 and 1864.

### The Peninsula

The narrow neck of land stretching SE from Richmond to Fort Monroe. Although the Peninsula had been settled for over 250 years (Jamestown was founded in 1607) the region was still mostly wooded and swampy in 1861. Having moved the Army of the Potomac by sea transport to Fort Monroe, McClellan mounted his ill-fated Peninsula campaign here in Spring 1862.

### Markers

The four dark brown labels are attached to the four red blocks. These are markers to keep track of Victory, Year, Quarter, and Battle Time.





# Bobby Lee

## 4.0 VICTORY

### 4.1 VICTORY TRACK

A Victory Track is printed along the eastern edge of the mapboard. A counter is moved on this track in response to certain conditions noted under Victory Points (4.3). Each player seeks to move the counter into his own Decisive Victory box. See 9.0.

### 4.2 CAMPAIGN GAME

The game starts in Summer 1861, and continues until one side gains a victory. Consult the Order of Battle cards and deploy forces on the map at their noted 1861 strengths and locations.

### 4.21 Game Victory

If neither side gains a **Decisive** victory by the end of Autumn 1864, the **CSA** wins if they have a **Marginal** victory (reflecting the upcoming election). If **Stalemate**, continue play into 1865 (and beyond if necessary) using 1864 RP. A **Marginal** Victory can now win for either side.

### 4.22 Free Deployment

Players have the option to deploy units as per scenario and then **exchange** them as desired, always keeping the **same number** of units at each location.

### 4.3 VICTORY POINTS

The "V" counter is moved one space on the Victory Track in the appropriate direction for each Victory Point (VP) won.

### 4.31 Town VP

Some towns have VP values based on economic, political, and military factors. Players ignore VP towns of their own color, except when liberating them from enemy occupation. For example, WINCHESTER is a 1VP CSA town. The CSA gain nothing for it. The USA wins 1VP each time it occupies Winchester, but the CSA wins 1VP each time it regains control.

**IMPORTANT:** Towns in Enemy Territory must be **occupied** by friendly units to maintain control.

### 4.32 Time VP

The burden of attack rests with the USA. The South has declared its independence and need only defend itself to win. The CSA can win the game simply by parrying USA invasions of Virginia and letting the passage of time gain them victory. 1VP is scored by the CSA player during the Supply Turn of **every** Quarter.

### 4.33 Victory Track RP

In addition to the fixed quota of Replacement Points (RP) noted on the back cover, one player gains bonus RP equal to the track space number of the Victory marker. That is, if the marker is located on the "1864" space, the CSA gain 2RP, but if located on the "1863" space, the USA gain 2RP. Maximum bonus is 6RP (above that a player has won).

### 4.4 EMANCIPATION

Once per game, during any SUPPLY TURN of 1862 or later, the USA may announce the **Emancipation Proclamation**. This cannot be done if the CSA currently has any units north of the Potomac.

Emancipation gives the **USA 3vp**, but the CSA immediately get 6RP reflecting a brief surge of Southern volunteers.

### 4.5 DRAFTS

Both sides imposed draft laws after volunteer support ebbed with the bloody battles of 1861 and 1862. The drafts were never popular and caused some riots, but the threat of being drafted plus a bounty to volunteer did encourage men to join.

Each SUPPLY TURN, players may choose to call one draft from their Replacement Pool. Drafts do not cost RP, but 1VP is awarded to the opponent regardless of the result.

**PROCEDURE:** Roll 1d6 and consult the DRAFT table (back cover) to determine the **cadres** (if any) received. Deploy draft cadres at step-1 like new units (9.52).

### 4.6 SHORTER GAMES

Each year takes 60-90 minutes to play. Shorter games can be played by **starting** the game with the given OBs for 1862, 1863, or 1864. Deploy forces according to these OBs, and position the Victory marker in the same year on the Victory Track. All such games start in the Spring.

**NOTE:** If starting a game in 1863 or 1864, Emancipation cannot be proclaimed. The 3vp for Emancipation are already factored into 1863 and 1864 starting VP.

### 4.61 One Year Games

Start any year in the Spring (Summer for 1861) and end after the Autumn turn is played. Victory goes to the player who, after the Autumn supply turn, has improved his Victory Track position from the starting year position.

### Free Deployment

This option better reflects the doubt regarding enemy strength which always plagued the commanders prior to opening a campaign.

### Emancipation Proclamation

*The American Civil War began as an issue over States' rights, not slavery. The conflicting rights of Free and Slave states had long been established by the Missouri Compromise of 1820. But changing demographics and economics became a festering wound to national unity. The war began when Lincoln disputed the right of Southern states to secede from the Union.*

*President Lincoln, an ardent anti-slavery Republican, knew that very few Northerners would fight to abolish slavery. He eventually persuaded his reluctant Cabinet to support emancipation because it would discourage foreign support for the Confederate side, and provide the North with "a just cause" to continue the war against growing opposition. Lincoln agreed that emancipation be delayed so that it would not be viewed as a cynical ploy to save the Union. A "victory" at Antietam gave Lincoln his chance and the proclamation became law January 1, 1863.*

*The Emancipation Proclamation changed perception of the war, from a War of Southern Independence to a war against slavery. The proclamation abolished slavery only in the Confederacy (abolished as a right of war), but was strengthened by the 13th Amendment (1865) that abolished it nationwide.*

### 1864 Election

*Failure to defeat the Confederacy after three years of war threatened the re-election of Lincoln in November 1864. Up until the dramatic victory at Atlanta in 1864, defeat for Lincoln seemed likely. Especially so because no president had been elected to a second term since Andrew Jackson in 1832.*

*Lincoln's opponent, McClellan, the former commander of the army fired in Nov/62, initially supported the Democratic Party "Peace Plank" to negotiate a cease-fire, then call a States Convention to seek a constitutional compromise. This was a popular policy in 1863, but became a liability after the fall of Atlanta in Aug/64.*

*McClellan tried to moderate his party's "peace effort" to no avail. He was defeated by a Lincoln landslide of 212 to 21 electoral votes, although the popular vote was much closer at 55% to 45%, and, of course, no Southern votes were counted.*

# Bobby Lee

## 5.0 MOVEMENT

### 5.1 LEADERS

Movement is commanded by Leaders. Both sides have 1 Supreme Leader and 3 Army Leaders. Army leaders can be **Major** (4-steps) or **Minor** (2 or 3 steps). There can only be one **Major** Army Leader per side in play at any time, except see 5.21.

#### 5.11 Leader Activation

Leaders are activated by tilting them forward, **face-up** in the hex they occupy. After commanding movement all **active** Leaders are reduced **one** step, returned to upright (hidden) mode, and may then move at their own speed. They may force-march.

**IMPORTANT:** Leaders may *never* be activated at 1-Step since this would eliminate them. Nor can they force-march at 1-Step. They can be eliminated by battle losses, but can then be rebuilt. See: 5.2.

#### 5.12 Command Range

Army Leaders have a command range (CR) indicated by the yellow number in the lower right corner. Leaders with CR Ø, command the movement of friendly units in their own hex. Leaders with CR1, extend command out to all adjacent hexes. Leaders with CR 2 extend command out one extra hex.

Command Range cannot be traced through **impassable** terrain nor through enemy-occupied hexes.

**NOTE:** Supreme Leaders do not have a command range, but rather control **Strategic Movement (5.4)**.

### 5.2 LEADER CHANGE

Each Supply Turn both players **must** make a Leader Roll. Roll 2d6 and modify the total by the player's position on the Victory Track. This modifier is positive if a player is losing, but negative if winning. A leader change is made if the modified total is 7+.

If a change is rolled, draw a new leader from the **face-down** pool of leaders. A new **major** leader must replace the existing major leader; a new minor leader must replace **any** minor leader. New leaders are deployed at the same location and strength as those they replace. No RP cost is involved. Supreme Leaders are not replaced except see 5.21.

**NOTE:** GRANT & SHERIDAN are kept out of the USA pool until 1864. See 5.21.

Replaced leaders are **withdrawn** from play, except BEAUREGARD, LONGSTREET, and BUTLER are returned to their respective leadership pools and can be redrawn again; a second draw and change is permanent.

If one or more army leaders are lost in battle, replacement leaders are **drawn** in the **next Supply Turn** (cost 4RP each leader) and deployed at strength 1 like any other cadre. A minor leader must replace a minor leader; redraw if necessary.

#### 5.21 General Grant

This USA leader is not available until Winter 1864, when he is added to the USA pool. If drawn, Grant replaces LINCOLN at current strength and location. He operates **either** as an Army Leader **OR** a Supreme Leader, but never both in the same turn.

### 5.3 UNIT MOVEMENT

Units are moved individually for 1-3 hexes, depending on their current **Speed**. Units can only move **once** per Player Turn, except they may also **Reinforce**, **Retreat**, or **Regroup**.

#### 5.31 Stacking

Any number of units can be stacked in a playable hex, but note the attrition for being unsupplied (9.3) and foraging limits (9.4).

#### 5.32 Hex and Hexside Limits

Except where terrain requires units to stop, any number of units may enter or pass through a vacant or friendly hex/hexside. Units that enter a hex containing enemy units are **Attacking**; they must stop and fight.

When attacking, **Attack Limits** apply. See TERRAIN EFFECTS TABLE, back cover. Once the current Attack Limit of any battle hexside is met, that hexside is closed to all further movement other than Reinforcements, Retreats, and Regroups. Attack Limits vary with terrain and season.

#### 5.33 Movement Rates

All units move a number of hexes equal to their Speed, but **attack** at -1 Speed. That is infantry and artillery can attack from 1 hex away (adjacent), cavalry attack from 2 hexes away, and garrisons must force-march to attack from 1 hex away.

#### 5.34 Force-Marching

A player has the option to Force March any moving unit. Units can force-march to Attack, but not to Reinforce or Retreat.

**PROCEDURE:** move the force-marching unit one extra hex and identify it with a die. After completing all other moves this Player Turn, roll 1d6 for each force-marching unit on the FORCE MARCH table (back cover). Rough Terrain modifier applies if a unit crosses any non-clear hexside during the move, or crosses or ends its move in any non-clear hex.

### Leaders

Leaders represent more than individual generals. They are centers of command and logistics and include an escort guard, staff, and hundreds of men involved in logistics.

A full strength 3-step leader may have to be replaced by a 2-step leader, meaning 1-step of command is lost.

**Note:** 4-step Leaders use the commander name as strength "1".

#### Leader Roll (Example)

If the VP marker is located on the "1863" space, the modifier would be USA +2, but CSA -2. A USA roll of 6 would be modified to 8; a CSA roll of 7 would be modified to 5. The USA would make a leader change, but not the CSA player.

#### Supreme Leader Death

If a Supreme Leader is killed in battle, he is deployed again (next Supply Turn) in the capital city, or any available rail entry hex at strength 1, representing his successor. There is no RP cost.

#### Depleted Leader Pool

If a player's leader pool is empty, Leader Rolls and Leader Draws to replace eliminated leaders stop. That is, no more Leader Changes.

### [ ] Weather Change (optional)

The weather is always DRY for the Summer quarter, and MUD for the Winter quarter. But during the Spring and Autumn quarters, it varies. In these quarters (only) a player begins each Player Turn with a 1d6 weather roll:

WEATHER TABLE (1d6)		
QUARTER	MUD	DRY
Spring	1-2	3+
Autumn	1	2+

The weather change applies only for the current Player Turn, although it affects both players for Reinforcements, Retreats, and Regroups. The player holding the initiative must honor any initiative bid regardless of weather.

#### Force-Marching

Force-marching favors the CSA. Southern armies typically marched faster because they had shorter logistical tails and lighter backpacks. Some Confederate units were popularly called "foot cavalry."

Players must complete all moves **before** making any force-march rolls. This ensures a player cannot make a move in response to a force-march result.

#### Force-March Attacking Example

Alexandria and Manassas are two (2) hexes apart. Infantry or Artillery in Alexandria must force-march to attack Manassas. Cavalry can attack without force-marching. Garrisons cannot attack from Alexandria even if they force-march.

# Bobby Lee

## 5.4 STRATEGIC MOVEMENT

Strategic Movement is possible when a player activates his **Supreme Leader**. This leader does **not** have command range, but instead can strategically move a number of friendly units (that do not otherwise move) located **anywhere** on the mapboard. Each unit can only move **once** strategically per turn.

The number of Strategic Moves available equals the current strength of the active Leader; Strength 4 can command four strategic moves, Strength 3 can command three moves, etc.

After each activation, the Supreme Leader is reduced one step, turned upright, and may then move normally by land, or by a **free** Rail or Sea move if desired.

### 5.41 Strategic Moves

There are four (4) kinds of Strategic Move:

- **LAND MOVE:** Move one (1) unit normally, even if **unsupplied**. Force-march allowed.
- **RAIL MOVE:** one unit that is already on a railroad can move any distance along controlled railroads (see: 7.1). Units may **not** attack by rail movement.
- **SEA MOVE:** USA units located in a friendly port may move to another friendly port (8.3) or invade a coastal or river hex (8.4).
- **PONTOON BRIDGES:** Units may cross River hexsides by temporary Pontoon Bridges, but not in **Mud** turns. They must start their move on one side of the river, and stop after crossing the river. Each unit expends one (1) strategic move if the destination hex is friendly, but two (2) strategic moves if enemy (whether occupied or vacant). The Attacker can Reinforce (1 unit) or Retreat (2 units) per turn **via the "bridge"**.

**NOTE:** downstream of Heads of Navigation (8.2), units can cross rivers by Pontoon Bridge only if **all** ports on the River are friendly.

## 6.0 BATTLES

Battles occur when the Active player (the Attacker) moves units into hexes containing enemy units (the Defender). They are fought to a conclusion with a series of alternating Battle Turns. Battles end when one side retreats or is eliminated.

Several battles may occur at the same time. Multiple battles are fought **one by one** in a sequence determined by the **Active** player, except all SKIRMISHES (6.1) must be resolved before any battles.

## 6.1 SKIRMISHES

If **either** player has only one (1) or two (2) units involved, a skirmish is fought instead of a battle. All skirmishes are fought **before** any battles are deployed, in a sequence chosen by the Attacker.

For each Skirmish, players reveal units and conduct one round of combat. The **Defender** fires first (apply hits) then the Attacker fires.

**All units fire at F1.**

After the single combat round, the player with the **fewer units** must retreat normally; if tied the Attacker must retreat. Reinforcements are **not** allowed.

Units that retreat are disrupted (6.35). Regroups (6.34) are **not** allowed. Units that win can **reinforce** an adjacent pending battle.

## 6.2 BATTLE DEPLOYMENT

Battles are fought on the tactical board. The **Defender** deploys first, one unit per **Left**, **Center**, and **Right** positions. Extra units are deployed into any of these same positions or the **Reserve** as desired.

The Attacker now deploys units in the same manner as the Defender, who cannot alter deployment once the Attacker begins to deploy. Once both sides have deployed, the Attacker has the first (Dawn) Battle Turn.

Each Battle Turn consists of four phases, resolved in sequence:

- Retreats (6.3)
- Morale (6.4)
- Combat (Move 6.5 or Fire 6.6)
- Reinforcements (6.7)

## 6.3 RETREATS

The first segment of a Battle Turn allows a player to Retreat any/all units from a Battle into adjacent hexes. Units can retreat from any battle position, but units that are **engaged** at the instant of Retreat, take Rout Attrition (6.33).

### 6.31 Retreat Hexes

The **Attacker** must retreat into **adjacent** hexes via hexsides used to attack/reinforce the battle. The **Defender** must also retreat to adjacent hexes, but **not** via hexsides used by the Attacker to start or reinforce the battle.

If a retreat hex is **vacant** but **enemy controlled**, a loss of **one (1) step** applies to each unit.

Neither player can retreat to a **pending** battle hex.

## Supreme Leaders

Supreme Leaders are the most powerful single units in the game because they command the movement of friendly units anywhere on the board and control strategic movement by rail or sea. Activating them more than once per Quarter is certainly possible, but the number of units they control declines with each use, yet the cost to replace each step (2RP) is the same.

## Fog of Battle

Units are deployed in upright mode to hide their strength. They remain hidden until they fire. Engaged units are not revealed until the **end** of the current Battle Turn. Once revealed, units must remain face-up until they move to the Reserve (or Retreat). Units that take a hit from long range artillery are not revealed.

## Skirmishes

Although normally the Attacker will be the stronger force, this is not mandatory. A player may attack a larger defending group with one or two units, hoping for an upset.

## Battle Deployment

Note the consequences of Rout (6.33) when making your Battle Deployment. A weakly defended position may quickly lead to a rout and a mandatory retreat with heavy losses.

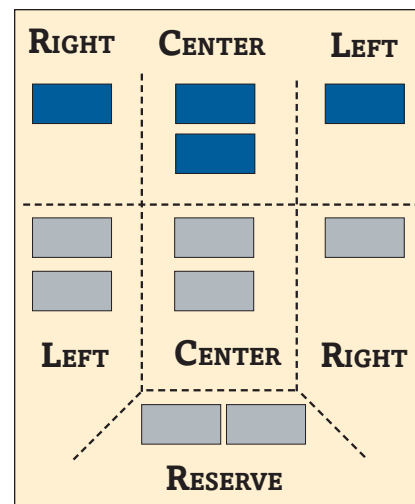
## Retreat & Reinforcement Hexsides

Reinforcing via a hexside makes it available for retreats by **any** attacking blocks. Players can force-march to a hex adjacent to a pending battle, establish control of that hex, then reinforce from it and retreat back to it.

The attacker usually controls the hex(es) attacked from, but with a force-march attack of 2 hexes, this may not be true; leaving a unit behind to make the hex friendly avoids the 1-Step loss.

## BATTLE DEPLOYMENT EXAMPLE

Four (4) BLUE units deploy one Right, one Left, and two Center. Seven (7) GRAY units deploy, two Left, two Center, one Right, and two Reserve.



# Bobby Lee

## 6.32 Retreat Limits

Retreating units are subject to hexside **Retreat Limits** (TERRAIN EFFECTS Table, back cover) per Battle Turn during Day retreats. This limit is doubled for **Night** retreats.

## 6.33 Rout Attrition

A rout occurs when any **one** position of a battleline is occupied by an unopposed enemy unit. A rout is treated as an immediate and mandatory retreat, subject to all normal Retreat rules, including Retreat Limits (6.32) except **all** units (including those in the Reserve) of the routed player suffer a 1-step loss (not just engaged units). Units that cannot Retreat are eliminated.

## 6.34 Regrouping

When a battle ends, the **Victor** may **Regroup**, meaning he can Retreat units from the battle OR Reinforce (not both) with adjacent units. Units that Regroup must do so at the instant of victory and are Disrupted (6.35) until the end of the current Player Turn. All normal hexside limits apply, including double limits for Night Turns.

## 6.35 Disruption

Units that **Retreat** or **Regroup** (6.34) are **disrupted** and cannot be used to Reinforce another battle that Player Turn. Turn these units **face-down** until they recover at the end of the current Player Turn.

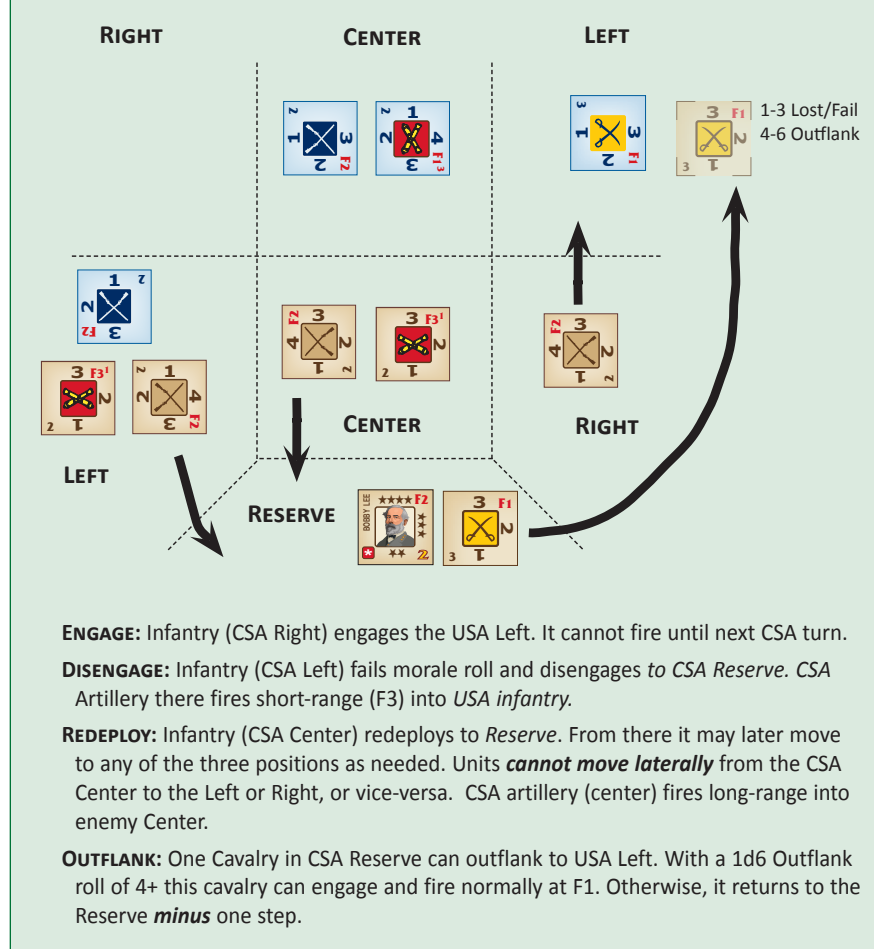
## 6.4 MORALE CHECKS

All friendly 1-step units, currently **engaged** by enemy units, are required to make Morale Checks. Roll 1d6 for each 1-step unit.

**1-3 Morale Poor:** Unit must make a **Disengage** battle move, and cannot otherwise fire or move this turn. Morale failure of the last unit in a friendly battleline Position causes a Rout (6.33).

**4-6 Morale Good:** Unit may conduct any desired fire or move.

## BATTLE EXAMPLES



## 6.5 BATTLE MOVES

Any unit that fires in a Battle Turn may not move that same turn, except as noted in **Outflank**. Note that lateral or diagonal movement is prohibited, and units can never move to the enemy Reserve. All unit types move at the same speed in battles.

**ENGAGE:** Moving **unengaged** units to a position containing enemy units, even if that position already contains friendly units. All unit types can engage, but Artillery that do so fire only at F1. Engaged units are not revealed until the **end** of the current Battle Turn.

**DISENGAGE:** Moving **engaged** units to an unengaged, friendly position, such as from the enemy Right to friendly Left, or from an engaged friendly Right to the Reserve. Disengaging units are **NOT** subject to rout attrition unless this causes a Rout (6.33).

**REDEPLOY:** Moving unengaged units to unengaged positions, such as from the Reserve to the Right Flank.

**OUTFLANK:** A special type of Engage move from the **Reserve** to the right or left **flank** of the enemy battleline. A maximum of **one (1)** unit can outflank **each** flank per Battle Turn. Only infantry and cavalry can outflank. Each outflanking unit makes a 1d6 roll. A roll of 4+ is successful, and the outflanking unit can engage and fire **immediately** (infantry can melee). Otherwise, the unit gets lost and **immediately** returns back to the Reserve, **minus one step** for stragglers.



# Bobby Lee

## 6.6 BATTLE FIRES

Any unit that moves in a Battle Turn may not fire that turn. Units located in the Reserve may not fire or be attacked. Except for long-range artillery fire, units must first make an Engage move (firing next turn) or they can fire at enemy units that have already engaged them.

Units that are able to fire may do so **once** per Battle Turn, in any order desired. To fire a unit, reveal it, and roll as many dice as its current strength. A hit is scored for each die roll **equal to or lower** than the unit's firepower.

**EXAMPLES:** For F1, every "1" thrown scores one hit. For F2, every "1 or 2" thrown scores one hit. For F3, every "1, 2, or 3" thrown scores one hit.

Units with modified firepower FØ cannot fire, but can take hits.

### 6.61 Firepower

- **LEADER** firepower reflects their aggressiveness. They fight normally in battles or skirmishes, even if alone.
- **INFANTRY** generally fire at F2. They can also melee (6.64) at F3.
- **GARRISONS** fire at F1.
- **CAVALRY** fire at F1.
- **ARTILLERY:** Have two ranges, long (unengaged) and short (engaged). Long range allows guns to fire at F1 into enemy units in the opposing battle position, but they cannot fire into an engaged position, nor fire long range if they are engaged. Enemy units cannot be **eliminated** by **long-range fire**; instead, they must immediately redeploy to the Reserve. Short range (firing at engaging enemy units) gives F3 for the first fire, and F1 for all subsequent fires. Elimination of enemy units is possible at short range.

**IMPORTANT:** Artillery units that move to engage only fire at F1.

### 6.62 Counter-Battery

Unengaged artillery units may, if desired, target **revealed** enemy artillery units at long range and may themselves be targeted if engaged by enemy units. When targeting, a unit fires at a specific artillery unit; all hits apply to the target, but surplus hits are forfeit.

### 6.63 Battle Losses

For every "hit" scored, an engaged (or targeted) enemy unit is immediately reduced 1-Step. Losses must be applied to the unit with the highest strength at the instant of

fire, although the owner may choose which of several equal-strength units takes a loss. When a cadre (1-Step unit) takes a hit it is eliminated and moved to your Replacement Pool.

**EXCEPTION:** Long Range Artillery Fire does **not** eliminate. Instead, the hit forces a unit to **Redeploy** to the reserve.

### 6.64 Melee

Engaged **infantry**, whether Attacking or Defending, have the option to **Melee** instead of firing. A player can Melee with some infantry units, and Fire with others. Units that Melee have +1 combat (F2=F3) but **lose** one step on each roll of "6", reflecting the simultaneous casualties of close combat.

### 6.65 Fortress Battles

Fortress battles have special rules:

- **SKIRMISH:** Defending units have **Double Defense** (see below). After one exchange of fire, defender firing first, the Attacker must **Retreat** unless the Defender is eliminated.
- **BATTLES:** Both players deploy only in the **Center and Reserve**, and resolve the battle without reference to **Flanks** or Outflanking. **Entrenchments** are prohibited for the Defender, but the Attacker may dig them normally. Defending units have +1 Morale. Melee is not allowed from or against the fortress.
- **DOUBLE DEFENSE:** For units **defending** a fortress, a 1-step loss requires two (2) hits. A one-eighth rotation of a unit indicates a "half-hit" taken, and the next hit **must** be taken on that unit. A half-hit carries over throughout a day of battle, but is recovered at Night. The fire of units with a "half-hit" is not reduced.

### 6.66 Forest Battles

Battles fought in Forest hexes are fought with three Positions normally, except **Infantry** firing in their **own battleline** (Attacker or Defender) have +1 (F2=F3).

In addition, Artillery cannot fire long range. With Skirmish in a forest, defending **infantry** are +1 fire.

Units in a forest battle can **melee** (6.64) normally. Melee and Forest bonuses are cumulative. This means Infantry in its **own battleline** melee at +2 (F2=F4).

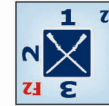
Units in a forest battle may dig Entrenchments (6.9) normally.

## Disruption

Units are Disrupted when they Retreat from a battle or Regroup to ensure that they cannot reinforce battles still to be fought this Player Turn. Units recover from Disruption when the current Player Turn ends.


## Melee Example

**CSA Turn:** Infantry 4 and Infantry 4 could fire at F2, but decide to melee at F3. CSA roll 1:1:2:3:4:4:5:6 getting 4 hits and lose 1-Step for the "6". USA unit is eliminated and one CSA unit is reduced to strength 3.



## Fortress Double Defense

The USA initiates a battle for Richmond. The CSA could remain on defense and get double defense, but elects to go on offense and engage the USA units in **their battleline**, hoping to defeat them before they can reinforce in strength. In doing so, however, they lose their double defense advantage. The CSA units can still disengage to their own line during the battle and again obtain double defense.



3" Ordnance Rifle



# Bobby Lee

## 6.7 REINFORCEMENTS

As the last step in a Battle Turn, non-disrupted units in adjacent hexes (but not other pending battle hexes) can be brought into a battle as reinforcements. They enter the friendly Reserve and are available for use in the next friendly Battle Turn like any other Reserve units.

### 6.71 Reinforcement Limits

A player may reinforce a battle with as many **adjacent** units as he can get into the Battle Hex, subject to Reinforcement Limits (**TERRAIN EFFECTS TABLE**).

Reinforcements are **not** allowed through impassable hexsides such as Mountains or Rivers, **except** at Fords/Bridges, including pontoon bridges (5.41). Gap and Marsh hexsides become impassable in Mud.

### 6.72 Victorious Units

Units of the victorious player in a battle, **excluding those that Regrouped**, may reinforce another battle in an **adjacent** hex at normal day or night hexside limits.

## 6.8 BATTLE TIME

A day of battle involves four (4) pairs of alternating Battle Turns (Dawn, Morning, Afternoon, and Dusk) followed by a Night Turn for each side.

### 6.81 Night Turns

When a night turn arrives, players must **disengage** to their own Battline. The **Attacker**, who has the first night turn, now has two basic choices:

- Retreat any/all units from the battle with **double** hexside limits, or
- Reveal a Leader within **Command Range** of the battle to supply another day of fighting.

If the Attacker continues the fight, the **Defender** must then reveal a leader for a second day of fighting OR conduct a Night Retreat with double hexside limits.

Units of either side that must retreat (no leader step) but cannot because of hexside limits are eliminated.

If both players have revealed an active Battle Leader (must be 2-step or higher) both players (Attacker first) may add available reinforcements subject to double hexside limits, and both leaders are reduced one (1) step. A new day of battle is then fought starting with the Attacker's Dawn Battle Turn.

**NOTE:** Supreme Leaders **can** be Battle Leaders if located **IN** the Battle Hex.

## 6.9 ENTRENCHMENTS



Both sides have three (3) units that are used to represent entrenched positions in battles. There is one entrenchment for each year, 1862, 1863, and 1864. This means that no entrenchments can be used in 1861, one in 1862, two in 1863, and all three in 1864 or later. This simulates the gradual escalation of entrenchments during the war.

The Defender in any battle may deploy any/all **available** entrenchments while deploying for battle. They are deployed face-up in desired friendly-occupied position(s).

The **Attacker** may **not** deploy entrenchments until the first Night Turn, when **both** players may deploy them in friendly-occupied positions. Deployed entrenchments cannot be moved.

- Units firing on entrenched units are -1 strength, meaning they roll one less die per unit. This applies to engaged units and long range artillery. Units at strength 1 cannot fire.
- Outflank Roll is +1 against entrenched units. If successful, combat is still -1 strength.
- Units defending entrenchments have +1 morale.
- Entrenchments can be placed in forest battles.
- Players attacking or defending Entrenchments can melee.

**NOTE:** entrenchments can be reused in different battles of the same Player Turn. They can never be used in a Skirmish.

## BATTLE TACTICS

- Fight battles on your terms. Try to have some future battle sites in mind and seek to have maximum reinforcements available for them.
- It is tempting to get all your units in a battle engaged with the enemy. However, you should try to keep some reserves when possible. They give the flexibility to stave off defeat and the power to mass against the weakest enemy position for a breakthrough.
- Seek to engage two enemy positions with the minimum necessary strength to engage that position and then try to destroy the remaining position with overwhelming strength. This works best if the enemy has 'committed' his reserve and has few, if any, reinforcements available to shore up the position you hope to rout.
- Cavalry are much too valuable for campaign maneuver to be wasted in battles where they fight poorly. Keep them in Reserve unless essential.
- The destructive fire of massed-guns can be decisive. However, this destructive potential may cause the enemy to charge your guns. Unless you have sufficient infantry to beat off such an attack it is wiser to divide your guns between two or three positions.
- Keeping artillery in the Reserve is risky. If they move from the Reserve to engage in their own battline, they do NOT get F3 firepower in their first turn. Artillery should be deployed in their own battline at the start of the battle, unless you plan to retreat early.
- If you have any doubt about winning a battle, an early retreat must be considered. Retreating while engaged is costly; try to retreat while unengaged or from the Reserve. Retreating at night is often the best option if you can hold the line until then.
- The consequences of a rout can be harsh. Routed units each lose one (1) step, and may then be scattered or eliminated if available retreat hexsides are limited. It may take considerable time to reform a scattered army, especially with an aggressive enemy army in pursuit.

## 7.0 RAILROADS

### 7.1 RAILROAD CONTROL

Players automatically control railroads in Home Territory (unless the enemy controls them). The CSA can never move or supply along railroads in Northern Home Territory, including the B&O rail hexes between Cumberland and Harper's Ferry.

The USA may move and supply along CSA railroads that are controlled. A unit controls the rail hex it occupies, but need not occupy every rail hex, just every **second** rail hex. The vacant **rail** hex between two USA units is USA controlled. Other adjacent hexes are not controlled.

**EXCEPTION:** USA must always physically occupy a **major** town to maintain a supply line through that hex. For example, if the USA occupied Aquia Landing and Bowling Green, the intervening rail hex of Fredericksburg (major town) is not controlled unless it is friendly-occupied.

A rail supply line is cut by a gap in controlled hexes, and (of course) by an enemy unit blocking the railroad.

### 7.2 RAIL ENTRY HEXES

Each side has Rail Entry hexes, labeled with a blue (USA) or red (CSA) supply symbol to indicate their initial control. These are Supply Sources to which a rail supply line is traced. These hexes can also be used to deploy new cadres entering play, maximum of one unit per hex.

### 7.3 RAIL MOVEMENT

A Rail Move consists of moving one unit any distance along controlled railroads, and costs one Strategic Move (5.4).

To make a rail move, a unit must begin, travel along, and end its move on controlled railroads. Units may never rail into or through uncontrolled rail hexes, nor can they attack by Rail Movement.

Rail movement **off-board** is prohibited.

## 8.0 SEA MOVES

### 8.1 SEA CONTROL

The USA had sea supremacy throughout the Civil War. The USA player can use sea movement and supply between two friendly ports, including river ports. Sea Supply is ultimately traced to a **major port**. The CSA player cannot move (or supply) by sea.

### 8.2 NAVIGABLE RIVERS

Major rivers are navigable by Sea Movement to the highest upstream port, referred to as the Head of Navigation:

River:	Head of Navigation
Potomac:	Washington
Rappahannock:	Port Royal
York:	West Point
James:	Bermuda Hundred
Susquehanna:	Harrisburg

### 8.3 SEA MOVEMENT

A Sea Move is a move of one unit from one **friendly** port to another **friendly** port. One Sea Move costs one Strategic Move. A unit can **not** combine a Sea Move with any other type of movement in the same turn.

**IMPORTANT:** A unit can never Sea Move past an enemy port, even if vacant.

### 8.4 SEA INVASIONS

Only USA **infantry** can make Sea Invasions, defined as a Sea Move from a friendly port to an **enemy** port, even if vacant. Invasions expend two (2) Strategic Moves per invading unit. Invasion battles cannot be reinforced by sea movement.

Invasions may **not** be combined with a land attack into the same hex, but they can reinforce an adjacent battle normally.

**IMPORTANT:** All opposed Sea Invasions are skirmishes, because a maximum of two units can sea invade.

### 8.41 Sea Retreats

Only **invasion** units can retreat by sea. They retreat to the port they came from, **minus 1-Step per unit**.

## Railroads

All major railroads of the period are shown. Railroads were largely absent in the **Tidelands** where deep rivers offered cheap water transport. This proved to be a major problem for both armies, but especially for the Confederacy because of Union naval dominance.

### RR Control Example

USA occupy ALEXANDRIA, MANASSAS JUNCTION, and CULPEPER. CENTREVILLE and WARRENTON are USA controlled, but GAINESVILLE is not. The USA must occupy SALEM to control Gainesville. Controlled but vacant RR hexes like Warrenton are friendly to the controlling player for all purposes. Enemy **rail** movement or **supply** into or through that hex is prohibited, but enemy **land** movement is still possible.

### Baltimore & Ohio RR

The B&O railroad from Cumberland to Harper's Ferry is friendly to the USA unless cut by a CSA unit.

### River Batteries

Each port location had a CSA shore battery opposing sea movement. Civil War generals would not risk sending unarmored troop ships past these batteries.

### Sea Movement Example 1

Aquia Landing, unless USA-occupied, prevents USA sea movement from Washington to Fort Monroe via the Potomac River. USA could, however, conduct a Sea Invasion into Aquia Landing.

### Sea Movement Example 2

USA player controls Fort Monroe which is downriver of Norfolk. USA could Sea Attack Norfolk, but no further upriver.

### Design Note

Players **cannot** Sea Invade non-port hexes. The absence of a port assumes swampy or rocky shore, unsuitable for marine landings of this unit size.

## 9.0 SUPPLY TURN

At the end of each Quarter, players **simultaneously** execute a Supply Turn. Follow these steps in the order given. A **victory** (4.0) is declared **immediately** at the end of **each** step if applicable.

- **Supply:** Determine Supply status of all friendly units. See 9.3 for supply attrition.
- **Town VP:** Check that all **Town VP** have been awarded.
- **Time VP:** CSA gains 1VP.
- **Replacements:** Expend RP to build and deploy new units and add steps to existing units in **supply**. See 9.5.
- **Leader Change:** Each player makes a leader roll. See (5.2).
- **Draft:** Conduct a Draft if desired, USA then CSA. See 4.5.

**NOTE:** the Supply Turn is simultaneous so that players cannot pay full attention to their opponent's replacement strategy. However, if a conflict arises as to which player performs an action last, the CSA player always has this right.

## 9.1 SUPPLY SOURCES

### 9.11 Rail Entry Hexes

Friendly Rail Entry hexes (7.2) in Home Territory are Supply Sources.

### 9.12 Major Ports

Two major ports (BALTIMORE and FORT MONROE) are Sea Supply **sources** for the USA, even if isolated from rail supply. Sea Supply can originate from either port.

## 9.2 SUPPLY LINES

A hex is supplied when it is on or adjacent to a friendly Supply Line. A friendly supply line requires a continuous link to a friendly Supply Source. Rail, Road, and Sea Supply lines may link to form a continuous Supply Line, **except** the CSA can never trace supply north of the Potomac River. A chain of units is **not** inherently a Supply Line. Adjacency cannot be traced through impassable hexsides.

**Rail Supply** exists to units on or adjacent to a friendly railroad hex, via friendly rail hexes back to a Rail Entry hex or Major Port.

**Road Supply** is controlled just like Rail Supply (occupy every other hex) and can be interdicted in the same manner.

**Sea Supply** exists from a Major Port to friendly ports provided enemy ports (even if vacant) are not bypassed.

**EXAMPLE:** The USA has units in FAIR OAKS, WHITE HOUSE, WEST POINT, and YORKTOWN. The units in Fair Oaks and White House can trace a rail supply line to West Point, then by Sea Supply to Fort Monroe or Baltimore, but only because Yorktown is USA-occupied. If Yorktown is re-captured by the CSA (or even if left vacant by the USA), then the sea supply line to West Point is cut and all units tracing to this town are subject to Supply Attrition in the upcoming Supply Turn.

## 9.3 SUPPLY ATTRITION

During the Supply Turn, all unsupplied units, except those with Leader Supply (9.31) are **reduced 1-step**, elimination possible.

### 9.31 Leader Supply

A Leader can provide supply to **all** unsupplied units within its command range. Reveal the **Leader** and reduce it 1-Step to negate supply attrition for all friendly units within command range.

**NOTE:** unsupplied leaders can provide Leader Supply. Leaders at 1-step cannot provide HQ supply.

## 9.4 FORAGE LIMITS

One or two units can exist without a Supply Line depending on terrain and season, but only in **Home Territory** (2.71).

	Dry	Mud
Clear	2	1
Forest	1	0

## 9.5 REPLACEMENTS (RP)

Each player receives a specified number of Replacement Points (RP) each Quarter. These vary by year, and by the current location of the Victory Marker. Any unspent RP are forfeit – use 'em or lose 'em.

**EXAMPLE:** In 1862 Supply Turns, CSA has 15RP and USA has 24RP. If the Victory marker is located on the space "1864", the CSA would have +2RP for a total of 17RP.

### 9.51 Replacement Steps

Generally, each step costs 1RP, except Leader steps cost 2RP. Steps can be added to any existing units in supply, with a maximum of **4RP per hex** per Supply Turn. The USA limit increases to **6RP** in a **sea-supplied** port.

### 9.52 New Cadres

Except for Garrisons, new unit cadres cost double RP. Cadres must be deployed in **supplied**, home, major towns, or Rail Entry hexes, maximum of one (1) unit per location. The USA may deploy a cadre in FORT MONROE and HARPER'S FERRY, but not in MOOREFIELD (no supply). Steps may **NOT** be added to cadres until the **next** Supply Phase.

## INDEX

Artillery, 3.65, 6.61  
 Attack Limits, 5.32  
 Baltimore, 9.12  
 Battles, 6.0  
 Battle Deployment, 6.2  
 Battle Fires, 6.6  
 Battle Moves, 6.5  
 Battle Time (Days), 6.8  
 Battle Turns, 6.3  
 Cadres, 9.52  
 Cavalry, 3.64, 6.1, 6.61  
 Cities, See Towns  
 Counter-Battery, 6.62  
 Deployment, 4.2, 4.6  
 Disengage, 6.5  
 Disruption, 6.35  
 Double Defense, 6.65  
 Drafting, 4.5  
 Emancipation, 4.4  
 Engage, 6.5  
 Entrenchments, 3.66, 6.9  
 Fort Monroe, 2.31, 2.32, 8.3, 9.12, 9.52  
 Firepower, 6.61  
 Forage, 9.4  
 Force Marches, 5.34  
 Forest, 2.2, 6.66  
 Fortress, 2.31, 6.65  
 Gaps, 2.2  
 Garrisons, 3.63, 6.61  
 Hex Control, 2.7  
 Hits, 3.4, 6.63  
 Infantry, 3.62, 6.61  
 Initiative, 1.1  
 Leaders, 3.61, 5.1, 5.2, 6.61, 6.8, 9.52  
 Map, 2.0  
 Marsh, 2.2  
 Melee Combat, 6.64  
 Morale, 6.4  
 Movement, 5.0  
 Night Turn, 6.81  
 Outflank, 6.5  
 Pass Turn, 1.2  
 Player Turn, 1.2  
 Ports, 2.32, 9.12  
 Railroads, 2.4, 7.0, 9.1, 9.2  
 Regrouping, 6.34  
 Reinforcements, 6.7  
 Replacements (RP), 1.4, 9.5  
 Retreats, 6.3, 8.41  
 Rivers, 2.2, 5.41, 8.2  
 Roads, 2.6, 9.52  
 Routs, 6.33  
 Seas, 2.2, 8.0, 9.2  
 Skirmishes, 6.1  
 Speed, 3.51  
 Stacking, 5.31  
 Step Reduction, 3.4  
 Strategic Movement, 5.4  
 Supply Turn, 9.0  
 Supreme Leaders, 3.61, 5.4  
 Terrain, 2.2  
 Towns, 2.3, 2.7, 4.31  
 Units, 3.0  
 Victory, 4.0  
 West Virginia, 2.71

# Bobby Lee

## GAME TURN

### [1] INITIATIVE

Bid for 1st Player Turn:

1st Player must honor bid;

2nd Player need not

### [2] 1ST PLAYER TURN

#### MOVEMENT PHASE

- Optional Weather Roll
- Activate Leaders (or Pass)
- Move Units in Command
- Deactivate and Move Leaders

#### SKIRMISH PHASE

Resolve all skirmishes, one by one, in sequence chosen by the Attacker. Each skirmish is one exchange of fire, defender firing first. Player with the least units must then retreat. Attacker retreats if equal.

#### BATTLE PHASE

Resolve all battles, one by one, in sequence chosen by the Attacker. Each battle is resolved by a sequence of alternate Battle Turns starting with Attacker **Dawn**.

#### Battle Turn

- Retreats
- Morale Checks
- Combat (Move or Fire)
- Reinforcements

Repeat Battle Turns until one player retreats or is eliminated

### [3] 2ND PLAYER TURN

Repeat 1st Player Turn. Alternate Player Turns are repeated until two consecutive Passes.

### [4] SUPPLY TURN

#### Simultaneous Supply Turn

- Supply Check
- Town VP
- Time VP
- Leader Change
- Replacements
- Emancipation/Draft

UNIT DATA					
UNIT	SPEED	FIREPOWER		REPLACEMENT	
TYPE		Long	Engaged	Cadre	Step
Infantry	2	•	F2 <sup>1</sup>	2	1
Garrison	1	•	F1	1	1
Cavalry	3	•	F1	2	1
Artillery	2	F1	F3 <sup>2</sup>	2	1
Leader	Varies	•	Varies	4	2

<sup>1</sup> F3 in Melee    <sup>2</sup> F3 first fire only, then F1

TERRAIN EFFECTS					
TERRAIN	HEXSIDE LIMITS		HEX LIMITS		
	Attack/Retreat Dry/Mud	Reinforce Dry/Mud	Move	Forage Dry/Mud	Defense
Clear	4/2	2/1	No Effect	2/1	Basic
Forest	3/2	2/1	STOP (if vacant)	1/0	Infantry +1 No LR Artillery
Bridge/Ford	3/2	2/1	N/A	N/A	N/A
Marsh	2/1	1/0	N/A	N/A	N/A
Gap	2/1	1/0	N/A	N/A	N/A
Town	Other Terrain			+1	Basic
Fortress	Other Terrain				Double Defense
River	Impassable, except at Bridge/Ford, or by Pontoon Bridge (5.41)				
Mountain	Impassable, except at Gap				

REPLACEMENTS (RP)				
YEAR	1861	1862	1863	1864+
USA	18	24	30	24
CSA	12	15	18	15

FORCE MARCH		
USA	CSA	RESULT
1-3	1-2	One extra hex but -1 step for stragglers
4-6	3-6	One extra hex with no penalty
-1 Rough Terrain   -1 Artillery   -1 Mud +1 Cavalry   Modifiers are cumulative		

DRAFTS			
1d6	None	1 Cadre	2 Cadres
USA	1	2-3	4-6
CSA	1	2-4	5-6
Cadres deploy normally (see 9.52) 1vp is awarded to the opponent			

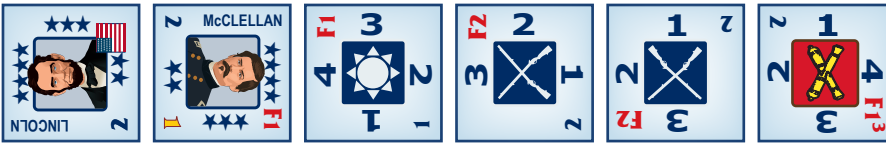




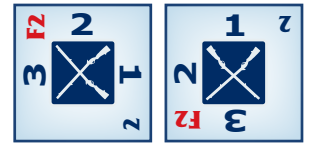
**BOBBY LEE**

# USA 1861

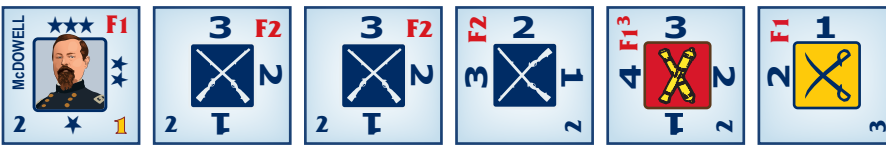
© 2014 Columbia Games Inc., USA



**WASHINGTON**



**HARRISBURG**



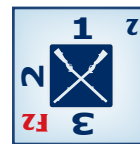
**ALEXANDRIA**



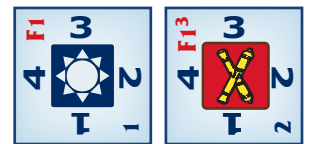
**BALTIMORE**



**HARPER'S FERRY**



**MOOREFIELD**



**FORT MONROE**

## 1862


Lincoln	4	Washington
Garrison	4	Washington
Artillery	2	Washington
Garrison	3	Alexandria
Garrison	2	Baltimore
<b>McClellan</b>	<b>4</b>	<b>Fort Monroe</b>
Garrison	3	Fort Monroe
Infantry	3	Fort Monroe
Infantry	3	Fort Monroe
Infantry	3	Fort Monroe
Infantry	3	Fort Monroe
Cavalry	2	Fort Monroe
Artillery	4	Fort Monroe
Artillery	3	Fort Monroe
<b>McDowell</b>	<b>3</b>	<b>Manassas Jct.</b>
Infantry	3	Manassas Jct.
Infantry	3	Manassas Jct.
Infantry	2	Manassas Jct.
Artillery	2	Manassas Jct.
Infantry	2	Aquia Landing
Cavalry	2	Warrenton
<b>Banks</b>	<b>3</b>	<b>Strasburg</b>
Infantry	3	Strasburg
Artillery	2	Strasburg
Infantry	1	Winchester
Infantry	1	Front Royal
Cavalry	1	Mt Jackson
Garrison	1	Harpers Ferry
Infantry	2	Moorefield
Infantry	2	Franklin
Infantry	2	Franklin
<b>Leaders:</b> remove from pool, Patterson, Grant, Sheridan.		

## 1863

Lincoln	4	Washington
Garrison	4	Washington
Artillery	3	Washington
Garrison	4	Alexandria
Garrison	3	Baltimore
<b>Butler</b>	<b>2</b>	<b>Baltimore</b>
Garrison	4	Fort Monroe
Infantry	3	Yorktown
Garrison	3	Norfolk
Infantry	2	Suffolk
<b>Hooker</b>	<b>4</b>	<b>Falmouth</b>
Infantry	3	Falmouth
Infantry	3	Falmouth
Artillery	2	Falmouth
Infantry	3	Aquia Landing
Infantry	3	Aquia Landing
Infantry	2	Aquia Landing
Infantry	2	Aquia Landing
Artillery	3	Aquia Landing
Artillery	2	Aquia Landing
Infantry	3	Manassas Jct.
Infantry	3	Manassas Jct.
Infantry	2	Manassas Jct.
Artillery	3	Manassas Jct.
Cavalry	2	Warrenton
Cavalry	2	Elk Run
Cavalry	2	Elk Run
<b>Fremont*</b>	<b>2</b>	<b>Winchester</b>
Infantry	3	Winchester
Cavalry	1	Newtown
Garrison	2	Harper's Ferry
Infantry	2	Leesburg
<b>Leaders:</b> remove from pool, Patterson, Banks, Pope, McDowell, McClellan, Burnside, Grant, Sheridan. * Represents Fremont's subordinate Schenck.		

## 1864

Grant	4	Culpeper SE
Garrison	4	Washington
Artillery	3	Washington
Garrison	4	Alexandria
Garrison	3	Baltimore
<b>Butler</b>	<b>2</b>	<b>Fort Monroe</b>
Garrison	4	Fort Monroe
Infantry	3	Fort Monroe
Infantry	3	Fort Monroe
Artillery	3	Fort Monroe
Garrison	3	Norfolk
Infantry	2	Yorktown
<b>Meade</b>	<b>4</b>	<b>Culpeper SE</b>
Infantry	3	Culpeper SE
Infantry	2	Culpeper SE
Artillery	3	Culpeper SE
Cavalry	2	Culpeper
Cavalry	2	Culpeper
Cavalry	2	Culpeper
Infantry	3	Manassas Jct.
Infantry	2	Manassas Jct.
Artillery	3	Manassas Jct.
Infantry	2	Falmouth
Infantry	2	Falmouth
Artillery	2	Falmouth
Infantry	3	Aquia Landing
Infantry	2	Aquia Landing
Artillery	2	Aquia Landing
<b>Sigel</b>	<b>2</b>	<b>Winchester</b>
Infantry	3	Winchester
Cavalry	2	Newtown
Garrison	1	Harper's Ferry
Infantry	2	Leesburg
<b>Leaders:</b> remove from pool, Patterson, Fremont, Banks, Pope, McDowell, McClellan, Burnside, Hooker. Sheridan is the only leader in USA pool.		



# BOBBY LEE CSA 1861

© 2014 Columbia Games Inc., USA



RICHMOND



YORKTOWN




NORFOLK



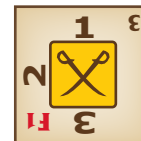
FREDERICKSBURG




MANASSAS JUNCTION




GAINESVILLE



OCCOQUAN



WINCHESTER



NEWTOWN

## 1862

Davis	3	Richmond
Garrison	3	Richmond
Garrison	3	Norfolk
Garrison	1	Petersburg
<b>Magruder</b>	<b>2</b>	<b>Yorktown</b>
Infantry	4	Yorktown
Infantry	2	West Point
Artillery	2	Williamsburg
Infantry	4	Williamsburg
<b>Johnston</b>	<b>4</b>	<b>Fredericksburg</b>
Infantry	4	Fredericksburg
Infantry	3	Fredericksburg
Artillery	3	Fredericksburg
Infantry	2	Hanover Jct.
Artillery	2	Hanover Jct.
Cavalry	3	Chancellorsville
Cavalry	2	Culpeper SE
<b>Jackson</b>	<b>3</b>	<b>Staunton</b>
Infantry	3	Staunton
Infantry	2	Staunton
Artillery	2	Staunton
Cavalry	2	New Market
Infantry	3	Gordonsville
<b>Leaders:</b> Remove Beauregard (add to Leader Pool).		

## 1863

Davis	3	Richmond
Garrison	3	Richmond
Artillery	2	Richmond
<b>Lee</b>	<b>4</b>	<b>Fredericksburg</b>
Infantry	4	Fredericksburg
Infantry	3	Fredericksburg
Infantry	3	Fredericksburg
Artillery	2	Fredericksburg
Infantry	3	Chancellorsville
Infantry	3	Chancellorsville
Artillery	2	Chancellorsville
Cavalry	3	Culpeper
Cavalry	3	Culpeper SE
<b>Jackson</b>	<b>3</b>	<b>Port Royal</b>
Infantry	4	Port Royal
Artillery	2	Port Royal
<b>Longstreet</b>	<b>3</b>	<b>Petersburg</b>
Garrison	3	Petersburg
Infantry	3	Petersburg
Cavalry	2	Wakefield
Infantry	4	Wakefield
Infantry	3	Harrisonburg
Cavalry	3	Harrisonburg
<b>Leaders:</b> Remove Johnston, Magruder, Holmes.		

## 1864

Davis	3	Richmond
Garrison	2	Richmond
Infantry	2	Richmond
Infantry	2	Richmond
Artillery	1	Richmond
<b>Lee</b>	<b>4</b>	<b>Gordonsville</b>
Infantry	4	Gordonsville
Infantry	2	Gordonsville
Artillery	3	Gordonsville
Infantry	3	Unionville
Infantry	2	Unionville
Artillery	1	Unionville
Infantry	3	Chancellorsville
Infantry	2	Chancellorsville
Cavalry	3	Chancellorsville
Infantry	3	Fredericksburg
Infantry	2	Fredericksburg
Cavalry	3	Fredericksburg
Cavalry	3	Port Royal
<b>Beauregard</b>	<b>3</b>	<b>Petersburg</b>
Garrison	2	Petersburg
Artillery	1	Petersburg
<b>Breckinridge</b>	<b>2</b>	<b>New Market</b>
Infantry	3	New Market
Cavalry	2	New Market
<b>Leaders:</b> Remove Johnston, Magruder, Holmes, Jackson.		








LINCOLN 	MCDOWELL 	MCCLELLAN 	PATTERSON 
BANKS 	POPE 	BURNSIDE 	HOOVER 
MEADE 	SIGEL 	GRANT 	SHERIDAN 
BUTLER 	FREMONT 		

--	--	--


DAVIS 	JOHNSTON 	BEAUREGARD 	WAGNER 
BOBBY LEE 	JACKSON 	LONGSTREET 	EWELL 
A.P. HILL 	BRECKINRIDGE 	EARLY 	HOLMES 

--	--	--



# Bobby Lee

Map by Tom Dalglish  
© 2014 Columbia Games, Inc.

1861	1862	1863	1864+
WINTER JAN • FEB • MAR	SPRING APR • MAY • JUN	SUMMER JUL • AUG • SEP	AUTUMN OCT • NOV • DEC
DAWN A/D	MORNING A/D	AFTERNOON A/D	DUSK A/D
			NIGHT A/D

